




TECHNICAL SPECIFICATIONS

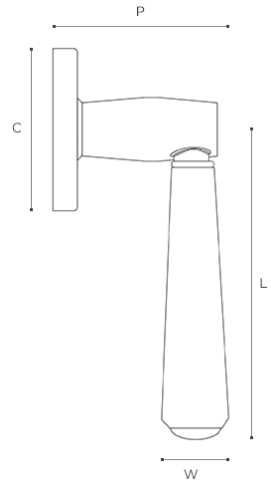
Z2579-APSN-60 WINDOW TILT & TURN
 CONE TONE AMALFINE IN ALUPEWT AND SATIN NICKEL



ALUPEWT (AP)



SATIN NICKEL (SN)




138_{MM} length (l) | 64_{MM} projection (p) | 60_{MM} rose (c) | 30_{MM} max grip width (w)
 Dimensional Tolerance +/- 1.5_{MM}

OTHER FINISH OPTIONS

NOT TO SCALE

Amalfine Finishes



BLACK BRONZE (BB)

COCOA (CO)

ALUPEWT (AP)

SILVER BRONZE (SB)

BONE (BN)



BRIGHT CHROME (BC)

SATIN NICKEL (SN)

POLISHED NICKEL (PN)

DARK BRONZE (DB)

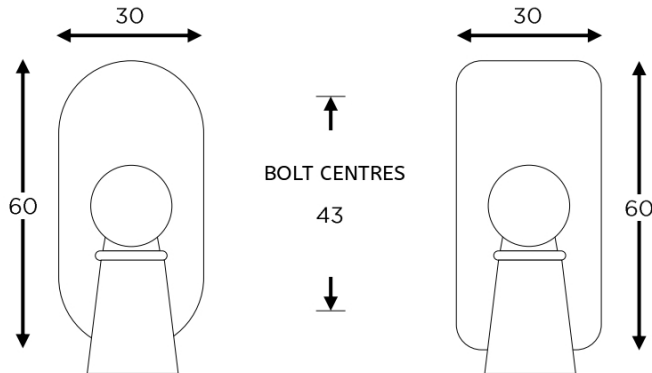
POLISHED BRASS (PU)

FINE ANTIQUE BRASS (FA)

VINTAGE NICKEL (VN)

VINTAGE PATINA (VP)

ROSE OPTIONS



TURNSTYLE DESIGNS LTD

Factory: Baron Way, Roundswell Business Park, Barnstaple, Devon, EX31 3TB, England
 +44 (0)1271 325325 - www.turnstyledesigns.com - sales@turnstyledesigns.com